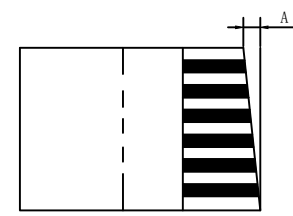
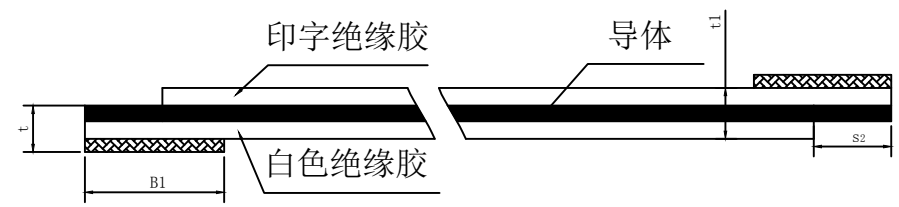
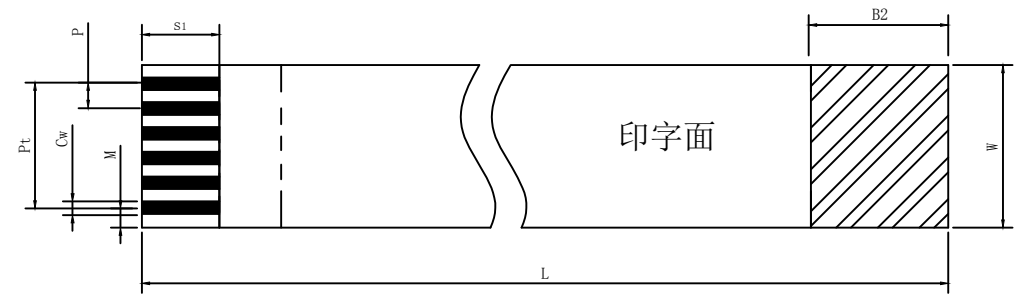


CUSTOMER(客户):

Customer Part NO.(客户部品号):

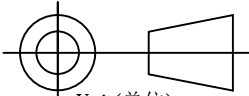
Part Descripon(部品规格): 0.5*N*20*B(4/4/6/6)*(0.05*0.3)

Item	项目	Specification	规格值
NO. of conductors	导体芯数	N	N
Pitch	间距	P	0.5±0.05
Total Pitch	全间距	PT	(N-1)*0.5±0.07
Total Length	总长度	L	22±2
Insulation Length	绝缘长度	IL	12±2
Margin Width	边缘宽度	M	0.5±0.07
Total Width	总宽度	W	(N+1)*0.5±0.07
Strip Length	线口长度	S1	4±1
Strip Length	线口长度	S2	4±1
Reinforeing tape length	补强板长度	B1	6±2
Reinforeing tape length	补强板长度	B2	6±2
Slanting	线口倾斜度	A	≤0.3
Over lap	冲孔		/
Terminal thickness	插入厚度	t	0.3±0.05
Thickness insulation	线身厚度	t1	0.12±0.05
Conductor thickness	导体厚度	Ct	0.05+0.005/-0



Storage condition(储存条件): Recommended(推荐)
 Temp: 15°C~25°C(温度15°C~25°C)Humidity: 30~60RH%(湿度30~60RH%)

PET(Supporting Tapc Color)	补强板规格	0.225mm
PET(Insulation)	绝缘胶规格 印字	0.043mm
PET(Insulation)	绝缘胶规格 白色	0.043mm
Rev	版本	A

Drawing Not To Scale
 Hidden Lines Not Shown
 图规不能以其线材比便来衡量, 隐藏线不显示。

 Unit(单位):mm

Discharge Date	Review Date	Drawing NO
发行日期	修订日期	图纸编号
2021.06.21		JWY20160721-14
Drawing by	Checked by	Approved by
制图	核对	确认
ZZJ		